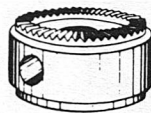
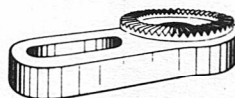


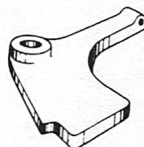
UIW Before 1963 REPAIR PARTS LIST



No. 146 - Plunger Lever Hub



No. 147 - Link for Plunger Lever



No. 148 - Release for Slide Block



No. 149 - Adjusting Nut for Plunger Spring



No. 150 - Counterweight Shaft



No. 151 - Lock Pin Pusher



No. 152 - Adjusting Nut for Plunger Lever




No. 153 - Washer for Plunger Lever



No. 154 - Plunger Spring



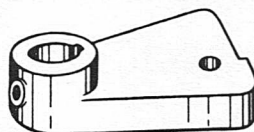
No. 155 - Lock Pin Spring



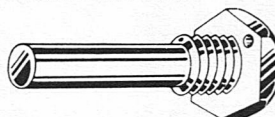
No. 156 - Pin for Plunger Lever



No. 157 - Bushing for Plunger Spring

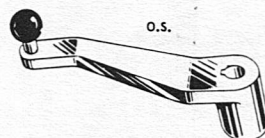


No. 158 - Inside Lever for Block



No. 159 - Spec. Shoulder Screw for Ram for Built-In Coper on Shear End

O.S. Old Style



No. 160 - Hand Lever for Bar-cutter Ram on No. 2-1/2 U.I.W. and on No. 2-3/4 U.I.W.




No. 161 - Ram Control Plate



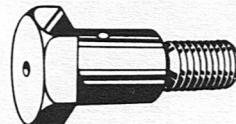
No. 162 - Spring for Ram Control Plate




No. 163 - Shoulder Screw for Ram Control Plate




No. 164 - Pin for Spring for Ram Control Plate




No. 166 - Shoulder Screw for Part No. 40



No. 167 - Knife Bolt (Specify position used, for Barcutter Knives or Shear Blades. If for Shear Blades, specify for upper or lower Blades.)



No. 168 - Foot Pedal



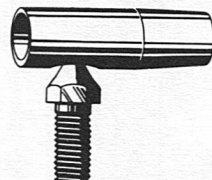
No. 170 - Extension for Punch Stem, #0, #1/2 and #1-1/2 S.I.W.



No. 171 - Extension for Punch Stem, #2 U.I.W., #2-1/2 S.I.W.



No. 172 - Lever for Foot Pedal Linkage



No. 173 - Ball Joint for Foot Pedal Linkage

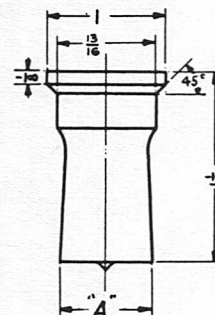


No. 174 - Spring for Foot Pedal Linkage

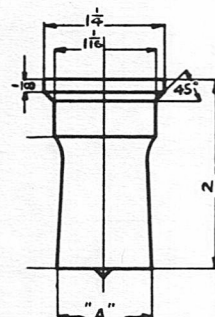


No. 175 - Rod End for B.C. Ram

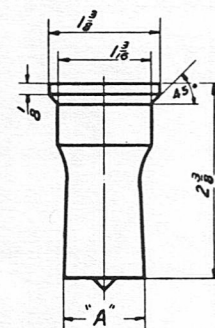
BUFFALO PUNCHES



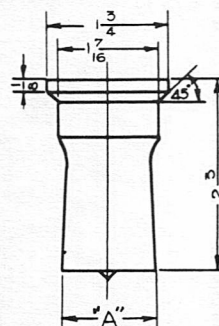
No. 362



No. 664



No. 903



No. 3T-10220

Punches for No. 0 U.I.W. & No. 45P
Maximum Diameter 13/16"

CARRIED IN STOCK IN "A" SIZES

| | | | | |
|-------|-------|-------|-------|-------|
| 1/8 | 5/32 | 3/16 | 7/32 | 1/4 |
| 9/32 | 5/16 | 11/32 | 3/8 | 13/32 |
| 7/16 | 15/32 | 1/2 | 17/32 | 9/16 |
| 19/32 | 5/8 | 21/32 | 11/16 | 23/32 |
| 3/4 | 25/32 | 13/16 | | |

Sizes other than above can be furnished on special orders

Punches for No. 1/2, No. 1 1/2, U.I.W.
No. 46 - No. 1/2 & No. 1 1/2 S.I.W.

Maximum Diameter 1-1/16"

CARRIED IN STOCK IN "A" SIZES

| | | | | |
|--------|-------|-------|-------|--------|
| 1/8 | 7/32 | 1/4 | 5/32 | 3/16 |
| 9/32 | 5/16 | 11/32 | 3/8 | 13/32 |
| 7/16 | 15/32 | 1/2 | 17/32 | 9/16 |
| 19/32 | 5/8 | 21/32 | 11/16 | 23/32 |
| 3/4 | 25/32 | 13/16 | 27/32 | 7/8 |
| 29/32 | 15/16 | 31/32 | 1" | 1-1/32 |
| 1-1/16 | | | | |

Sizes other than above can be furnished on special orders.

Punches for No. 25-2 1/2 U.I.W.-47-P.
Maximum Diameter 1-3/16"

CARRIED IN STOCK IN "A" SIZES

| | | | | |
|--------|--------|--------|--------|-------|
| 3/16 | 7/32 | 1/4 | 9/32 | 5/16 |
| 11/32 | 3/8 | 13/32 | 7/16 | 15/32 |
| 1/2 | 9/16 | 19/32 | 5/8 | 21/32 |
| 11/16 | 23/32 | 3/4 | 25/32 | 13/16 |
| 27/32 | 7/8 | 29/32 | 15/16 | 31/32 |
| 1" | 1-1/32 | 1-1/16 | 1-3/32 | 1-1/8 |
| 1-5/32 | 1-3/16 | | | |

Sizes other than above can be furnished on special orders

Punches for No. 2 1/2 STR. I.W.
Maximum Diameter 1-7/16"

CARRIED IN STOCK IN "A" SIZES

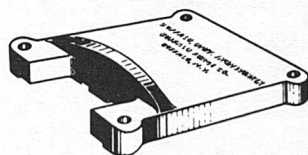
| | | | | |
|--------|--------|--------|--------|--------|
| 3/16 | 7/32 | 1/4 | 9/32 | 5/16 |
| 11/32 | 3/8 | 13/32 | 7/16 | 15/32 |
| 1/2 | 9/16 | 19/32 | 5/8 | 21/32 |
| 11/16 | 23/32 | 3/4 | 25/32 | 13/16 |
| 27/32 | 7/8 | 29/32 | 15/16 | 31/32 |
| 1" | 1-1/32 | 1-1/16 | 1-3/32 | 1-1/8 |
| 1-5/32 | 1-3/16 | 1-7/32 | 1-1/4 | 1-9/32 |
| 1-5/16 | 1-3/8 | 1-7/16 | | |

Sizes other than above can be furnished on special orders

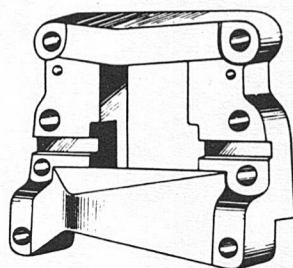
UIW Before 1963 REPAIR PARTS LIST

| | | | | | |
|--------|--|---------|---|--------|---|
| No.1 | - Plunger Cover - Punch End | No.54 | - Double Washer for Knife E | No.109 | - Flywheel Shaft |
| No.2 | - Plunger Cover - Punch End (For Built-In-Notcher) | No.55 | - Eccentric Shaft | No.110 | - Flywheel (V-Belt Drive) |
| No.3 | - Punch Plunger (Without Built-In Notcher) | No.56 | - Main Bearing Housing - Front | No.111 | - Trunion Support for Flywheel shaft (Small Machine) |
| No.4 | - Punch Plunger (With Built-In Notcher) | No.57 | - Main Bearing Bushing - Front | No.112 | - Flywheel Bearing (Large Machine) |
| No.5 | - Punch Plunger Guide (Without Built-In Notcher) | No.58 | - Main Bearing Housing - Rear | No.113 | - Bushing for Main Pinion |
| No.6 | - Punch Plunger Guide (With Built-In Notcher) | No.59 | - Main Bearing Bushing - Rear | No.114 | - Pinion (Main) |
| No.7 | - Special Upper Shear Knife for Flats | No.60 | - Washer for Flywheel Shaft | No.115 | - Pinion (Intermediate) |
| No.8 | - Handwheel for Floating Head | No.61 | - Special Cap Screw for Flywheel Shaft Washer | No.116 | - Gear (Main) |
| No.9 | - Pin for Ram & Eyebolts | No.62 | - Front Stud for Spring Washer - B.C. | No.117 | - Gear (Intermediate) |
| No.10 | - Adjusting Screw for Punch plunger gib | No.63 | - Rear Stud for Spring Washer - B.C. | No.118 | - Adjustable Depth Gauge for Coper or Notcher (See Assembly) |
| No.11 | - Punch Ram and Bushing (For Large Sizes) | No.64 | - Upper Spring Washer - B.C. | No.119 | - Low Die Block for #0 U.I.W., #1/2 & #1-1/2 S.I.W., #2-1/2 S.I.W. |
| No.12 | - Punch Ram (For Small Sizes) | No.65 | - Ram for Built-In Coper or Notcher on Shear End | No.120 | - High Die Block for #0 U.I.W., #1/2 & #1-1/2 S.I.W., #2-1/2 S.I.W. |
| No.13 | - Socket for Punch | No.66 | - Lower Spring Cap - B.C. | No.121 | - Special Die Block for Web for 3", 4" and 5" IBs and Cs |
| No.13A | - Socket for Triple Punch Tools | No.67 | - Ram Block for Barcutter Plunger | No.122 | - Left Hand Knife Clamp for #0 U.I.W. only |
| No.14 | - Die Block (Single) | No.68 | - Clamp for Barcutter Block | No.123 | - Right Hand Knife Clamp for #0 U.I.W. only |
| No.15 | - Die Block (For Triple Punching Tools) | No.69 | - Sheave for Chain Arrangement | No.124 | - Old Style Notcher Punch |
| No.16 | - Stop Screw for Punch Block | No.70 | - Eye Bolt for Barcutter Spring | No.125 | - Old Style Notcher Die |
| No.17 | - Block (Upper) for Punch | No.71 | - Spring for Barcutter Plunger | No.132 | - Pin for Plunger |
| No.18 | - Pawl Latch | No.72 | - Liner for Main Frame | No.133 | - Special Stud for Barcutter Plunger Return Link (Old Style Machines Only) |
| No.19 | - Stripper for Triple Punching Attachment | No.73 | - Special Fillister Head Screw for Main Frame Liner | No.134 | - Lock Plug for No. 133 |
| No.20 | - Stripper for Single Punch Specify if for High or Low Die Block | No.74 | - Gib for Barcutter Plunger | No.135 | - Return Link for Barcutter Plunger (Old Style Machines Only) |
| No.21 | - Middle Die Holder - Triple Punch Attachment | No.75 | - Adjusting Screw for Gib for B.C. Plunger | No.136 | - Foot Pedal for Punch |
| No.21A | - Outside Die Holder - Triple Punch Attachment | No.76 | - Stud for Barcutter Ram Chain Arrangement | No.137 | - Plunger Lever |
| No.22 | - Rocker Arm for Punch | No.76A | - Stud for Barcutter Ram | No.138 | - Cap for Plunger Spring |
| No.23 | - Punch Block | No.77 | - Swivel for Chain Arrangement | No.139 | - Ball for Plunger Lever |
| No.24 | - Gag Holder for Triple Punch Tools | No.78 | - Hook Bolt for Chain Arrangement or 78-A | No.140 | - Stud for Pin for Plunger Lever |
| No.25 | - Single Punch Holder | No.79 | - Trip Lever for Chain Arrangement for Shear & Barcutter | No.141 | - Lock-pin for Pawl |
| No.25A | - Gag-Block for Single Punch Tools | No.80 | - Special Screw for Sheave | No.142 | - Pin for Plunger |
| No.26 | - Retainer Bar for King Pin | No.81 | - Special Shoulder Screw for Swivel - Chain Arrangement | No.143 | - Pawl |
| No.27 | - Link for Block (Inside) | No.82 | - Bracket for Lever for Chain Arrangement | No.144 | - Shaft for Block releasing Lever |
| No.28 | - Bracket for Pedal | No.83 | - Stripper for Mitering | No.145 | - Spring Rod for Plunger |
| No.29 | - Inside or Outside Lever for Block | No.84 | - Angle Mitering Block | No.146 | - Plunger Lever Hub |
| No.30 | - Jaw Hub for Handwheel | No.85 | - Stop Pin for Mitering | No.147 | - Link for Plunger Lever |
| No.31 | - Adjustable Wedge for Punch Plunger | No.86 | - Support for Angles | No.148 | - Release for Slide Block |
| No.32 | - Adjustable Spring Plug for Punch Plunger | No.87 | - Stripper Screw for Angles & Tees | No.149 | - Adjusting Nut for Plunger Spring |
| No.33 | - Pawl for Punch Plunger | No.88 | - Lock Screw for Mitering Stripper | No.150 | - Counterweight Shaft |
| No.34 | - Plunger Stop for Float. Head Punch | No.89 | - Lock Pin for Stripper Screw Holder | No.151 | - Lock Pin Pusher |
| No.35 | - Spring for Punch Plunger | No.90 | - Washer for Lock Screw | No.152 | - Adjusting Nut for Plunger Lever |
| No.36 | - Spring Cap for Punch Plunger Spring | No.91 | - Lower Knife Holder for Barcutter | No.153 | - Washer for Plunger Lever |
| No.37 | - Fork for Foot Pedal Linkage | No.92 | - Stripper Screw Nut for Angles | No.154 | - Plunger Spring |
| No.38 | - Pin for Handwheel | No.93 | - Stripper Screw Holder for Angles | No.155 | - Lock Pin Spring |
| No.39 | - Punch Holder for Triple Punch Tools | No.94 | - Pin and Cam for Plunger Stop (Barcutter) | No.156 | - Pin for Plunger Lever |
| No.40 | - Bell Crank for Foot Pedal | No.95 | - Pivot Pin for Barcutter Plunger (With Link) | No.157 | - Bushing for Plunger Spring |
| No.41 | - Pin for Pawl | No.96 | - Stripper for Barcutter | No.158 | - Inside Lever for Block |
| No.42 | - Shaft for Levers - Foot Pedal | No.97 | - Driving Gear for Shear Stripper | No.159 | - Spec. Shoulder Screw for Ram for Built-In Coper on Shear End |
| No.43 | - Shaft of Levers & Counterweight | No.98 | - Driven Gears for Shear Stripper | No.160 | - Hand Lever for Bar-cutter Ram on No. 2-1/2 U.I.W. and on No. 2-3/4 U.I.W. |
| No.44 | - Counterweight for Punch Block | No.99 | - Stripper Housing - Shear Stripper | No.161 | - Ram Control Plate |
| No.44A | - Counterweight for Shear | No.100 | - Stripper for Shear | No.162 | - Spring for Ram Control Plate |
| No.45 | - Shoulder Screw for Pedal | No.101 | - Handle for Shear Stripper | No.163 | - Shoulder Screw for Ram Control Plate |
| No.46 | - Clamping Screw for Punch Stripper | No.102 | - Barcutter Plunger with Shear | No.164 | - Pin for Spring for Ram Control Plate |
| No.47 | - Eye Bolt for Punch Rocker Arm | No.103 | - Upper Knife Holder for Coper - Shear End | No.166 | - Shoulder Screw for Part No. 40 |
| No.48 | - Eye Bolt for Die Block | No.103A | - King Pin for Upper Knife Holder for Coper | No.167 | - Knife Bolt |
| No.49 | - Pin for Punch Plunger | No.104 | - Upper Knife Holder for Notcher - Shear End | No.168 | - Foot Pedal |
| No.50 | - King Pin for Punch Rocker Arm | No.104A | - King Pin for Upper Knife Holder for Notcher - Shear End | No.170 | - Extension for Punch Stem, #0, #1/2 and #1-1/2 S.I.W. |
| No.51 | - Link for Punch Rocker Arm | No.105 | - Lower Die Holder for Coper - Shear End | No.171 | - Extension for Punch Stem, #2 U.I.W., #2-1/2 S.I.W. |
| No.52 | - Ram for Barcutter | No.106 | - Lower Die Holder for Notcher - Shear End | No.172 | - Lever for Foot Pedal Linkage |
| No.53 | - Bushing for Barcutter Ram | No.107 | - Intermediate Shaft (Large Machine) | No.173 | - Ball Joint for Foot Pedal Linkage |
| | | No.108 | - Intermediate Bearing (Large Machine) | No.174 | - Spring for Foot Pedal Linkage |
| | | | | No.175 | - Rod End for B.C. Ram |

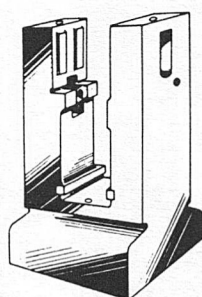
UIW Before 1963 REPAIR PARTS LIST



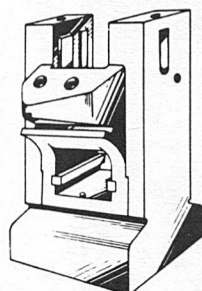
No. 1 - Plunger Cover - Punch End



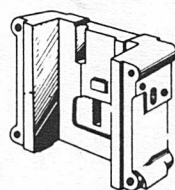
No. 2 - Plunger Cover - Punch End (For Built-In Notcher)



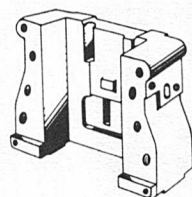
No. 3 - Punch Plunger "Floating Head" for U.I.W. without built-in notcher




No. 4 - Punch Plunger (With Built-In Notcher)



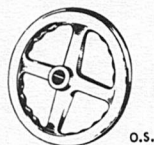
No. 5 - Punch Plunger Guide (Without Built-In Notcher)



No. 6 - Punch Plunger Guide (With Built-In Notcher)



No. 7 - Special Upper Shear Knife for Flats



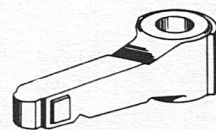
No. 8 - Handwheel for Floating Head (See No. 30 for Jaw Hub)



No. 9 - Pin for Ram & Eyebolts



No. 10 - Adjusting Screw for Punch plunger gib



No. 11 - Punch Ram and Bushing (For Large Sizes)




No. 12 - Punch Ram (For Small Sizes)



No. 13 - Socket for Punch (For Single Punches only)




Coupling Nut



No. 13A - Socket for Triple Punch Tools and for Single Punch Tools built before 1936




No. 14 - Die block (Single) (For No. 1/2 and No. 1 1/2 U.I.W. Only) (See Nos. 119, 120 and 121 for Die Blocks on other I.W.s)



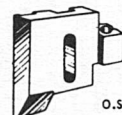
No. 15 - Die Block (For Triple Punching Tools)




No. 16 - Stop Screw for Punch Block



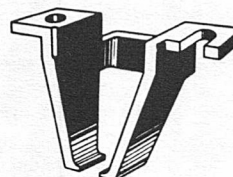
No. 17 - Block (Upper) for Punch



No. 18 - Pawl Latch



No. 19 - Stripper for Triple Punching Attachment



No. 20 - Stripper for Single Punch Specify if for High or Low Die Block



No. 21 - Middle Die Holder - Triple Punch Attachment


No. 21A - Outside Die Holder - Triple Punch Attachment




No. 22 - Rocker Arm for Punch




No. 23 - Punch Block



No. 24 - Gag Holder for Triple Punch Tools



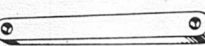
No. 25 - Single Punch Holder



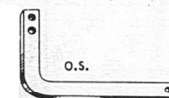
No. 25A - Gag-Block for Single Punch Tools (1-Req'd.) for Triple Punch Tools (3-Req'd.)



No. 26 - Retainer Bar for King Pin



No. 27 - Link for Block (Inside)



No. 28 - Bracket for Pedal



No. 29 - Inside or Outside Lever for Block Specify position used. See part No. for inside lever on machines built 1949.



No. 30 - Jaw Hub for Handwheel




No. 31 - Adjustable Wedge for Punch Plunger



No. 32 - Adjustable Spring Plug for Punch Plunger



No. 33 - Pawl for Punch Plunger



No. 34 - Plunger Stop for Float Head Punch



No. 35 - Spring for Punch Plunger For No. 0-1/2-1-1/2-2-2 1/2-2 1/2 U.I.W. 2 1/2 U.D.




No. 36 - Spring Cap for Punch Plunger Spring



No. 37 - Fork for Foot Pedal Linkage




No. 38 - Pin for Handwheel



No. 39 - Punch Holder for Triple Punch Tools



No. 40 - Bell Crank for Foot Pedal Specify position used.



No. 41 - Pin for Pawl



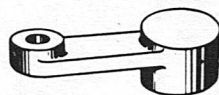
No. 42 - Shaft for Levers - Foot Pedal



No. 43 - Shaft of Levers & Counterweight or Spring Specify position used.

O.S. Old Style

UIW Before 1963 REPAIR PARTS LIST




O.S.

No.44 - Counterweight for Punch Block
No.44A - Counterweight for Shear




O.S.


No.45 - Shoulder Screw for Pedal




No.46 - Clamping Screw for Punch Stripper



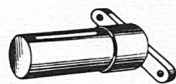
No.47 - Eye Bolt for Punch Rocker Arm



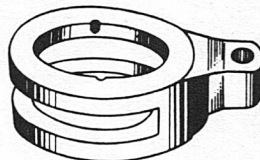
No.48 - Eye Bolt for Die Block



No.49 - Pin for Punch Plunger
No longer available replaced
by No. 132



No.50 - King Pin for Punch Rocker Arm
O.S. New Style without Retainer Bar



No.51 - Link for Punch Rocker Arm




No.52 - Ram for Barcutter



No.53 - Bushing for Barcutter Ram
(Two for No. 51)
(One for No. 52)



No.54 - Double Washer for Knife "E" for Barcutter



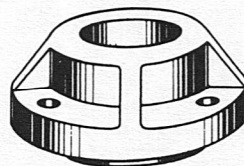
No.55 - Eccentric Shaft



No.56 - Main Bearing Housing - Front



No.57 - Main Bearing Bushing - Front



No.58 - Main Bearing Housing - Rear



No.59 - Main Bearing Bushing - Rear



No.60 - Washer for Flywheel Shaft



No.61 - Special Cap Screw for Flywheel Shaft Washer



No.62 - Front Stud for Spring Washer - B.C.



No.63 - Rear Stud for Spring Washer - B.C.



No.64 - Upper Spring Washer - B.C.



No.65 - Ram for Built-In Coper or Notcher on Shear End



No.66 - Lower Spring Cap - B.C.



No.67 - Ram Block for Barcutter Plunger



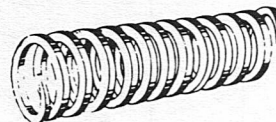
No.68 - Clamp for Barcutter Block



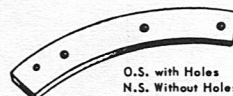
No.69 - Sheave for Chain Arrangement



No.70 - Eye Bolt for Barcutter Spring



No.71 - Spring for Barcutter Plunger




No.72 - Liner for Main Frame - B. C.




No.73 - Special Fillister Head Screw for Main Frame Liner



No.74 - Gib for Barcutter Plunger



No.75 - Adjusting Screw for Gib for B.C. Plunger



No.76 - Stud for Barcutter Ram Chain Arrangement



No.76A - Stud for Barcutter Ram



O.S.

No.77 - Swivel for Chain Arrangement



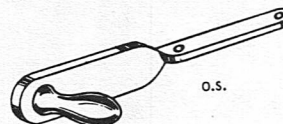
O.S.

No.78 - Hook Bolt for Chain Arrangement
Obsolete - See No. 78A



O.S.

No.78-A Eye Bolt for Chain Arrangement



O.S.

No.79 - Trip Lever for Chain Arrangement for Shear & Barcutter



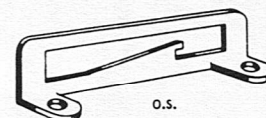
O.S.

No.80 - Special Screw for Sheave



O.S.

No.81 - Special Shoulder Screw for Swivel - Chain Arrangement




O.S.


No.82 - Bracket for Lever for Chain Arrangement



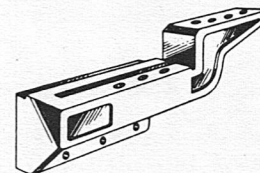
No.83 - Stripper for Mitering




No.84 - Angle Mitering Block B. C.



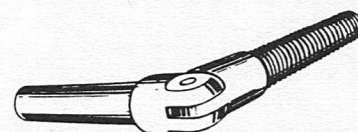
No.85 - Stop Pin for Mitering Angles



No.86 - Support for Angles



No.87 - Stripper Screw for Angles & Tees



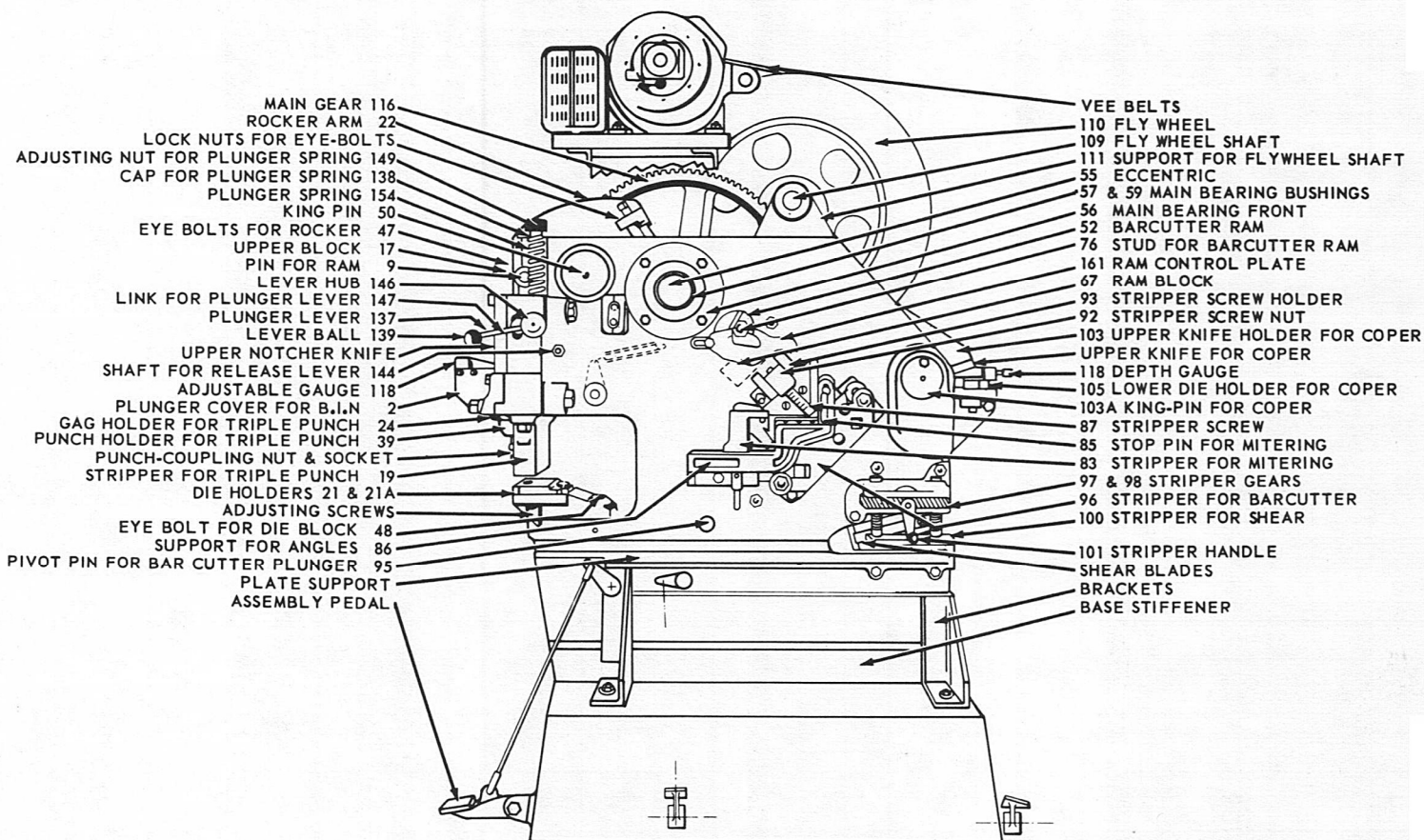
No.88 - Lock Screw for Mitering Stripper



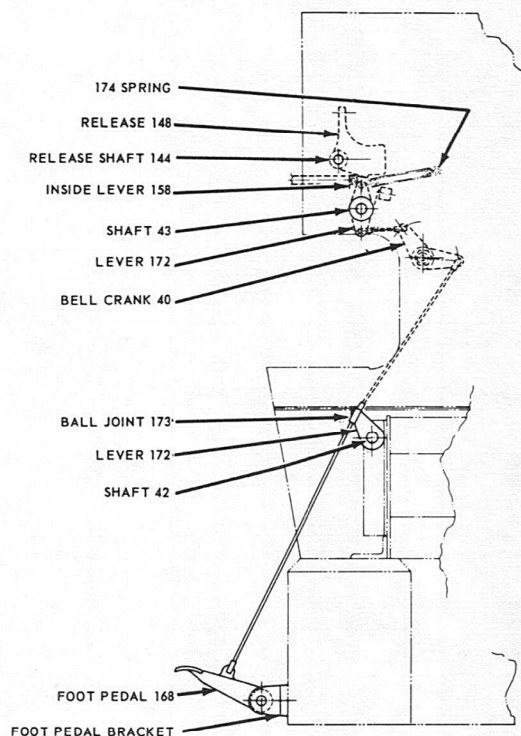
No.89 - Lock Pin for Stripper Screw Holder

O.S. Old Style

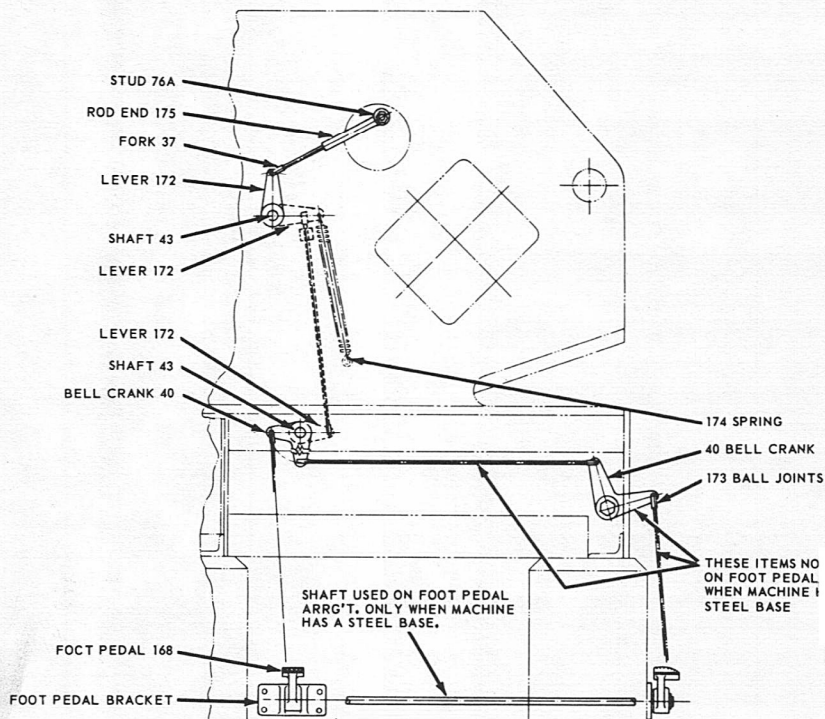
EXTERNAL ASSEMBLY CHART



FOOT PEDAL ARRANGEMENT- PUNCH END



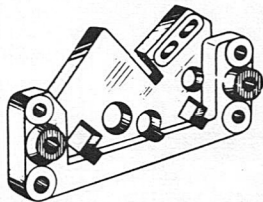
FOOT PEDAL ARRANGEMENT- SHEAR END



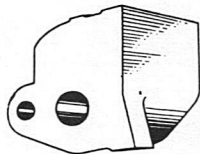
UIW Before 1963 REPAIR PARTS LIST



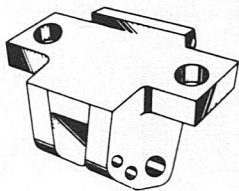
No.90 - Washer for Lock Screw



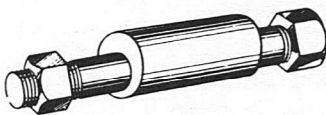
No.91 - Lower Knife Holder for Barcutter



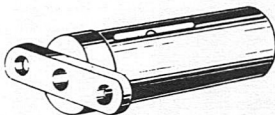
No.92 - Stripper Screw Nut for Angles



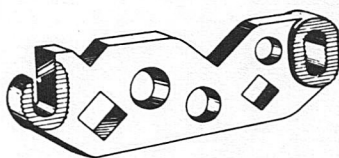
No.93 - Stripper Screw Holder for Angles




No.94 - Pin and Cam for Plunger Stop (Barcutter)



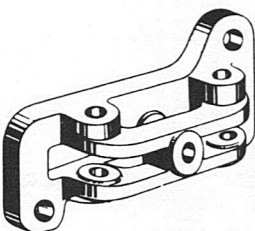
O.S. New Style without Retainer Bar
No.95 - Pivot Pin for Barcutter Plunger (With Link)



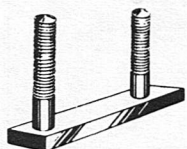
No.96 - Stripper for Barcutter




No.97 - Driving Gear for Shear Stripper
No.98 - Driven Gears for Shear Stripper



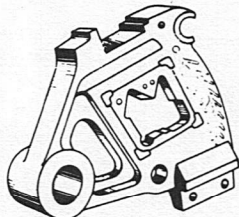
No.99 - Stripper Housing - Shear Stripper




No.100 - Stripper for Shear



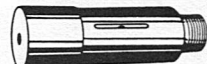
No.101 - Handle for Shear Stripper



No.102 - Barcutter Plunger with Shear




No.103 - Upper Knife Holder for Coper - Shear End (Specify with or without Bushing)



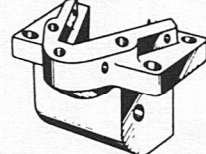
No.103A - King Pin for Upper Knife Holder for Coper



No.104 - Upper Knife Holder for Notcher - Shear End (Specify with or without Bushing)
No.104A - King Pin for Upper Knife Holder for Notcher - Shear End




No.105 - Lower Die Holder for Coper - Shear End



No.106 - Lower Die Holder for Notcher - Shear End



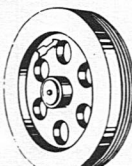
No.107 - Intermediate Shaft (Large Machine)



No.108 - Intermediate Bearing (Large Machine)



No.109 - Flywheel Shaft



No.110 - Flywheel (V-Belt Drive) New Style without Grooves



No.111 - Trunion Support for Flywheel Shaft (Small Machine)



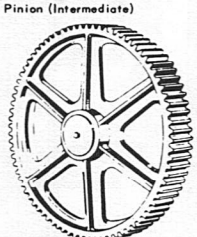
No.112 - Flywheel Bearing (Large Machine)



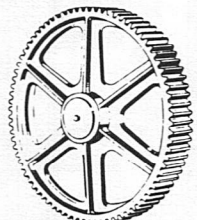
No.113 - Bushing for Main Pinion (2 Pc.)



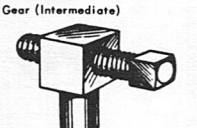
No.114 - Pinion (Main)



No.115 - Pinion (Intermediate)



No.116 - Gear (Main)



No.117 - Gear (Intermediate)

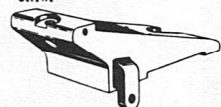
No.118 - Adjustable Depth Gauge for Coper or Notcher (See Assembly)



No.119 - Low Die Block for #0 U.I.W., #1/2 & #1-1/2 S.I.W., #2-1/2 S.I.W.



No.120 - High Die Block for #0 U.I.W., #1/2 & #1-1/2 S.I.W., #2-1/2 S.I.W.




No.121 - Special Die Block for Web for 3", 4" and 5" IBs and Cs



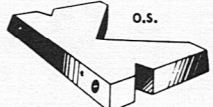
No.122 - Left Hand Knife Clamp for #0 U.I.W. only



No.123 - Right Hand Knife Clamp for #0 U.I.W. only




No.124 - Old Style Notcher Punch



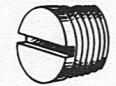
No.125 - Old Style Notcher Die



No.132 - Pin for Plunger (Replaces No. 49) (Discontinued after 1-1-50)



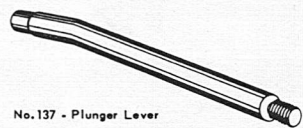
No.133 - Special Stud for Barcutter Plunger Return Link (Old Style Machines Only)



No.134 - Lock Plug for No. 133



No.135 - Return Link for Barcutter Plunger (Old Style Machines Only)




No.137 - Plunger Lever




No.138 - Cap for Plunger Spring




No.139 - Ball for Plunger Lever



No.140 - Stud for Pin for Plunger Lever



No.141 - Lock-pin for Pawl



No.142 - Pin for Plunger



No.143 - Pawl



No.144 - Shaft for Block releasing Lever



No.145 - Spring Rod for Plunger

O.S. Old Style